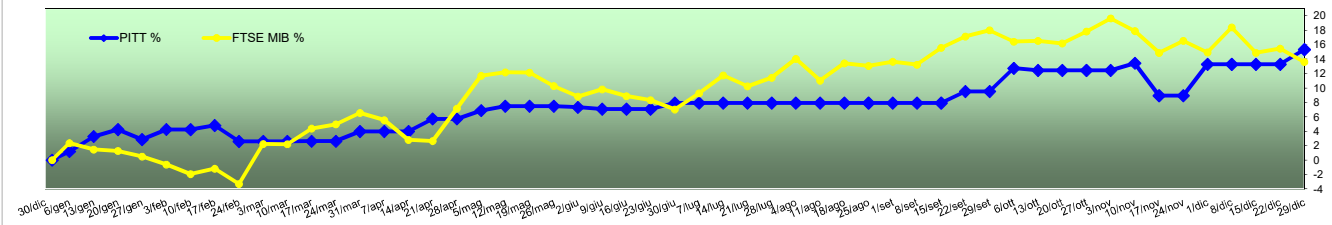


Servizio Segnali - Performance Monitor

PITT Vs FTSE LARGE CAPS

1-gen-17 - 29-dic-17

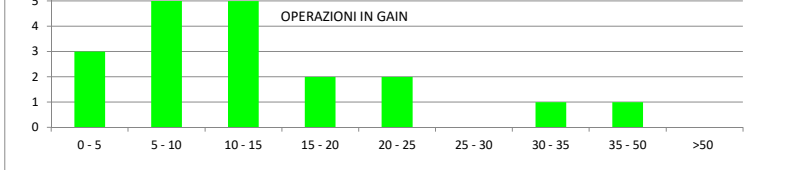
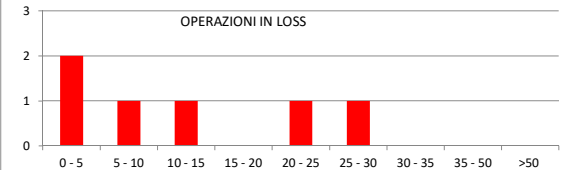
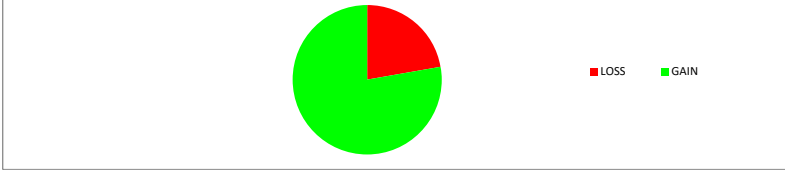
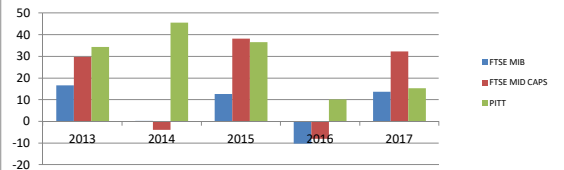


% Portfolio dal 1 Gennaio 2017 - Pietro Origlia LARGE CAPS	15,33
% Performance dal 1 Gennaio 2017 - FTSE MIB	13,61



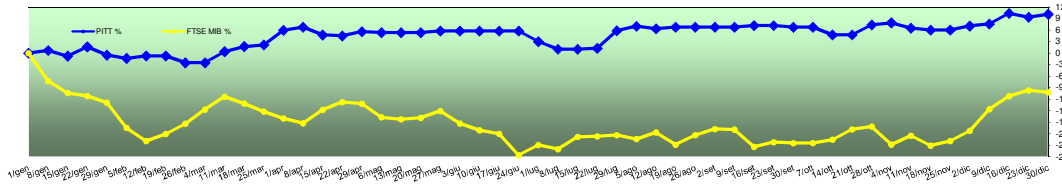
OVER PERFORMANCE

+1,72%



OPERAZIONI CHIUSE						€		
TITOLO	ACQUISTI		VENDITE		VAR. %	Note	Progressive Weekly %	Start Capital
	DATA	PREZZO	PREZZO	DATA				Total Gain
FCA (dvd 0,038)	15-feb	10,82	13	04-set	20,5	Take Profit	15,33	100.000
Stm (dvd 0,06\$ + 0,06\$ + 0,06\$)	17-feb	13,32	18,97	01-dic	43,5	Take Profit	13,28	2050
Leonardo	05-set	14,8	10,2	14-nov	-45		8,93	4350
Campari	26-mag	6,13	6,74	08-nov	9,9	Take Profit	13,43	-4500
Mediaset	15-set	2,954	3,21	10-ott	-8,7	Stop Loss	12,44	990
Banco BPM	17-mag	2,998	3,17	09-ott	5,7	Take Profit		-870
Ferrari	02-giu	79,65	92,5	18-set	16,1	Take Profit	12,74	570
Fincobank	06-gen	5,505	7,28	15-set	32,2	Take Profit	11,13	1610
CNHI (dvd 0,11€)	10-apr	9,29	9,96	30-giu	8,4	Take Profit	7,91	3220
Buzzi (dvd 0,1€)	12-mag	23,9	22,7	07-giu	-4,6	Stop Loss	7,07	840
Unipol (dvd 0,18€)	28-mar	3,84	3,74	02-giu	2,1	Take Profit	7,53	-460
Salpem	18-gen	5,055	3,75	26-mag	-25,8	Stop Loss	7,32	210
Moncler	14-dic	16,27	20,2	18-mag	24,2	Take Profit	9,9	-2580
Prysmian (dvd 0,43€)	06-feb	24,9	26	10-mag	6,1	Take Profit	7,48	2420
Ynap	24-mar	22,41	25	04-mag	11,6	Take Profit	6,87	610
Ferrari	25-gen	58	68,1	10-apr	17,4	Take Profit	5,71	1160
Recordati (dvd 0,35€)	06-ott	28,05	31,5	28-mar	13,5	Take Profit	3,97	1740
Salvatore Ferragamo	01-mar	27,09	27,16	15-mar	0,3	Take Profit	2,62	1350
Banco BPM	23-gen	2,84	2,24	24-feb	-21,1	Stop Loss	2,59	30
Buzzi	09-feb	22,45	23,72	16-feb	5,7	Take Profit	4,8	-2210
ENI	13-dic	14,95	14,98	27-gen	-0,2	Stop Loss	4,23	570
Buzzi	23-nov	19,83	22,6	31-gen	14,0	Take Profit	4,25	1400
Ferrari	22-nov	50,9	58	25-gen	-13,9	Stop Loss	2,85	-1390
Leonardo	09-gen	13,4	12,95	20-gen	3,4	Take Profit	4,24	340
Ynap	28-nov	25,54	27,16	19-gen	6,3	Take Profit		630
Prysmian	08-nov	21,55	24	09-gen	11,4	Take Profit	3,27	1140
Stm (dvd 0,06\$)	01-dic	9,44	10,27	05-gen	9,4	Take Profit	2,07	940
Brembo	28-nov	53,85	60,25	04-gen	11,9	Take Profit	1,19	1190

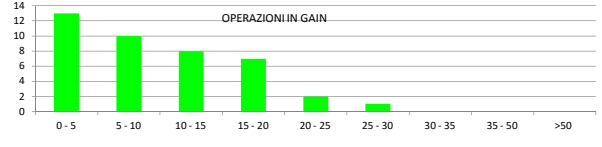
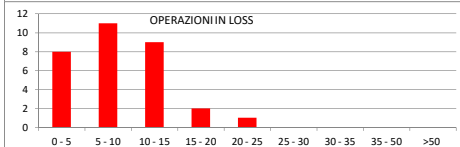
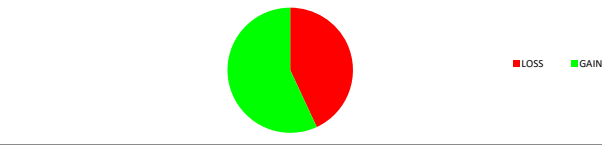
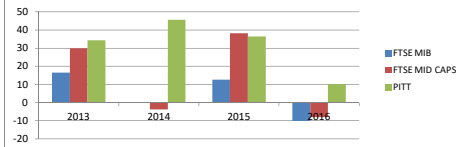
SHORT - Segnale Ingresso Short
LONG - Segnale Ingresso Long



% Portfolio dal 1 Gennaio 2016 - Pietro Origlia LARGE CAPS	10,13
% Performance dal 1 Gennaio 2016 - FTSE MIB	-10,20

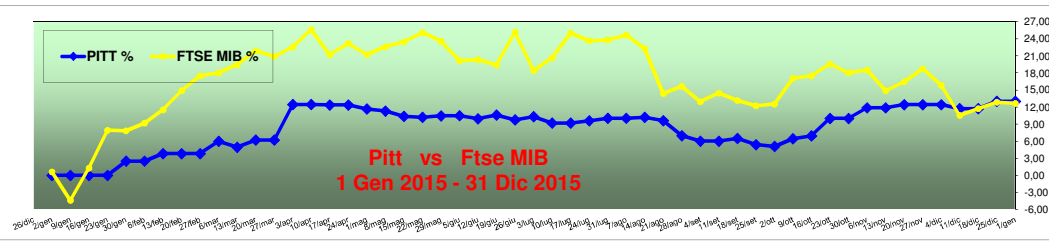


OVER PERFORMANCE
+20,33%

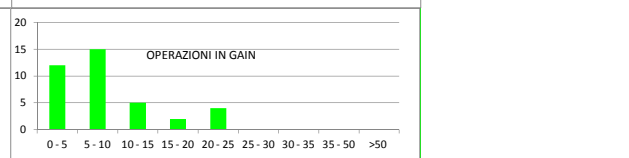
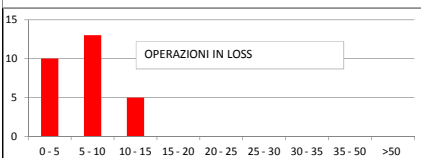
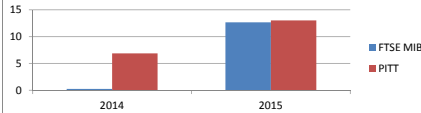


OPERAZIONI CHIUSE						€		
TITOLO	ACQUISTI		VENDITE		VAR. %	Note	Progressive Weekly %	Start Capital
	DATA	PREZZO	PREZZO	DATA				100.000
Mediaset	22-dic	4,46	4,11	27-dic	7,8	Take Profit	10,13	780
Unicredit	12-dic	2,482	2,73	13-dic	-10,0	Stop Loss	9,35	-1000
Mediaset	13-ott	2,584	3,3	15-dic	27,7	Take Profit	10,35	2770
Brembo	08-nov	56,5	53,6	28-nov	5,1	Take Profit	7,58	510
AZIMUT (DVD 1)	10-nov	15,92	16,6	15-nov	10,6	Take Profit		1060
Telecom	11-ott	0,735	0,7	14-nov	-4,8	Stop Loss	7,07	-480
Campari	01-set	9,83	8,82	09-nov	-10,3	Stop Loss		-1030
YNAP	26-ott	27	25,1	07-nov	-7,0	Stop Loss	6,49	-700
Stm	01-nov	8,58	8,3	07-nov	3,3	Take Profit		330
Tenaris	11-ott	13,13	12,42	03-nov	5,4	Take Profit	7,89	540
YNAP	14-lug	24,09	27,9	25-ott	15,8	Take Profit		1580
Ferragamo	02-ago	20,51	22,6	24-ott	10,2	Take Profit	7,35	1020
Poste Italiane (DVD 0,34)	10-giu	6,9	5,98	13-ott	-8,4	Stop Loss		-840
Prysmian	21-set	22,55	23,25	12-ott	3,1	Take Profit	4,75	310
STM (DVD 0,067)	25-ago	6,72	7,21	30-set	7,3	Take Profit		830
Exor	01-ago	34,46	35,65	27-set	3,5	Take Profit	6,74	350
Buzzi Unicem	10-ago	18,7	17,95	28-set	-4,0	Stop Loss		-400
Saipem	16-ago	0,41	0,36	22-set	-12,2	Stop Loss		-1220
Unicredit	01-set	2,33	1,99	16-set	-14,6	Stop Loss		-1460
Ferrari	27-lug	40,21	41,9	16-set	4,2	Take Profit	7,18	420
Recordati	30-giu	26,55	27,7	17-ago	4,3	Take Profit	6,76	430
Buzzi Unicem	02-ago	17,55	18,7	10-ago	-6,6	Stop Loss	6,33	-660
FCA	07-lug	5,125	5,72	01-ago	11,6	Take Profit	6,99	1160
Moncler	05-mag	14,5	15,7	29-lug	8,3	Take Profit		830
Saipem	15-giu	0,345	0,4	26-lug	15,9	Take Profit	5,83	1590
Saipem	12-apr	0,332	0,4	26-lug	20,5	Take Profit		2050
STM	29-apr	5,49	5,55	19-lug	1,1	Take Profit		110
Tenaris	17-giu	12,36	12,65	19-lug	2,3	Take Profit	1,36	230
Buzzi Unicem (Dvd 0,075)	18-mag	17,12	16,075	06-lug	-6,1	Stop Loss		-610
Mediaset (Dvd 0,02)	22-apr	3,958	3,42	24-giu	-13,6	Stop Loss	1,02	-1360
Luxottica	10-mag	49,84	44,45	30-giu	-10,8	Stop Loss		-1080
Anima Holding	31-mag	5,65	4,7	17-giu	-16,8	Stop Loss	2,99	-1680
Banco Popolare	09-mag	5,35	4,55	25-mag	15,0	Take Profit		1500
FCA (- Az. RCS 0,0366)	22-mar	7	6,2	20-mag	-10,9	Stop Loss	5,75	-1090
AZIMUT	11-mar	19,8	20,2	05-mag	2,0	Take Profit		200
AZA	12-gen	1,184	1,23	04-mag	3,9	Take Profit		390
Banca MPS	19-apr	0,655	0,61	04-mag	-6,9	Stop Loss	5,34	-690
Luxottica	12-apr	48	48,69	03-mag	-1,4	Stop Loss		-140
Tenaris	11-apr	11,11	11,8	28-apr	6,2	Take Profit		620
YNAP	24-mar	25,95	27,2	21-apr	4,8	Take Profit	5,58	480
Ferragamo	18-mar	22,35	21,8	21-apr	-2,5	Stop Loss	4,48	-250
Unipolai	04-mar	1,944	1,99	13-apr	2,4	Take Profit	4,73	240
Banca MPS	07-apr	0,4575	0,561	13-apr	-22,6	Stop Loss		-2260
Unicredit	06-apr	3,04	2,93	07-apr	-3,6	Stop Loss	6,75	-360
Unicredit	29-mar	3,434	3,04	06-apr	11,5	Take Profit		1150
Poste Italiane	04-mar	6,1	6,7	31-mar	9,8	Take Profit		980
Ferrari	17-feb	32,65	36,2	29-mar	10,9	Take Profit	5,96	1090
Buzzi Unicem	10-feb	12,75	15	29-mar	17,6	Take Profit		1760
Mediaset	10-mar	3,514	3,658	23-mar	4,1	Take Profit	2,13	410
Moncler	22-gen	13,61	15,42	14-mar	13,3	Take Profit	1,72	1330
Saipem	12-feb	0,3014	0,36	10-mar	19,4	Take Profit	0,39	1940
FCA	26-feb	6,06	6,65	10-mar	9,7	Take Profit		970
Salvatore Ferragamo	22-feb	21,39	19,55	24-feb	-8,6	Stop Loss	-2,52	-860
Mediaset	05-feb	3,332	3,02	24-feb	-9,4	Stop Loss		-940
Banco Popolare	04-feb	7,8	6,8	09-feb	12,8	Take Profit		1280
Exor	02-feb	28,8	24	09-feb	16,7	Take Profit		1670
STM	28-gen	6,25	5,1	06-feb	-18,4	Stop Loss	-0,72	-1840
Campari	14-gen	7,71	7,35	08-feb	-4,7	Stop Loss		-470
YNAP	22-dic	32,75	30	02-feb	-8,4	Stop Loss	-1,36	-840
Banca Popolare Milano	21-gen	0,782	0,729	28-gen	-6,8	Stop Loss		-680
STM	15-gen	5,45	6,25	28-gen	-14,7	Stop Loss	-0,52	-1470
Saipem	18-gen	6,46	4,9	22-gen	24,1	Take Profit	1,63	2410
Prysmian	24-nov	20	18,1	15-gen	-9,5	Stop Loss		-950
Buzzi Unicem	07-dic	16,69	15	12-gen	-10,1	Stop Loss	-0,78	-1010
Tenaris	14-dic	10,78	9,8	12-gen	9,1	Take Profit		910
Moncler	04-gen	12,4	11,2	11-gen	9,7	Take Profit		970
Banca MPS	09-dic	1,235	1,05	08-gen	15,0	Take Profit		1500
Anima Holding	03-dic	8,75	7,53	06-gen	-13,9	Stop Loss		-1390
Banca Popolare Milano	01-set	0,916	0,88	06-gen	-3,9	Stop Loss	-0,7	-390
AZIMUT	19-nov	22,97	21,9	05-gen	-4,7	Stop Loss		-470
AZA	04-nov	2,252	2,264	05-gen	0,5	Take Profit		50

SHORT - Segnale Ingresso Short
LONG - Segnale Ingresso Long

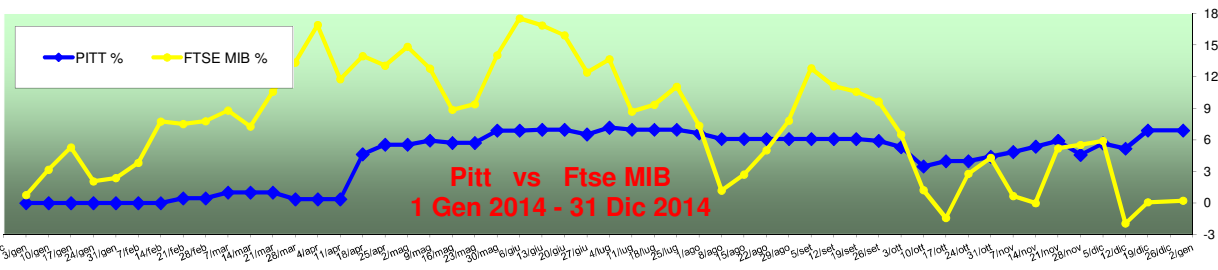


OVER PERFORMANCE			
% Portfolio dal 1 Gennaio 2015 - Pietro Origlia LARGE CAPS	13,02		+0,36%
% Performance dal 1 Gennaio 2015 - FTSE MIB	12,66		
		Last Update	30-dic-15



OPERAZIONI CHIUSE						Progressive Weekly %	€		
TITOLO	ACQUISTI		VENDITE		VAR. %		Note	Start Capital	100.000
	DATA	PREZZO	PREZZO	DATA				Total Gain	13.020
A2A	06-ott	1,194	1,26	21-dic	5,5	Take Profit	13,02	550	
FINMECCANICA	27-ott	12,25	13,17	17-dic	7,5	Take Profit	12,47	750	
Tenaris (*)	14-ott	12,25	11,362	07-dic	-7,2	Stop Loss	11,72	-720	
Campari	05-ott	7,27	8,11	17-nov	11,6	Take Profit		1160	
Moncler	04-nov	15,3	15,4	13-nov	0,7	Take Profit	12,44	70	
Banca MPS	06-nov	1,602	1,495	13-nov	-6,7	Stop Loss		-670	
Salvatore Ferragamo	22-ott	22,8	24,38	06-nov	6,9	Take Profit		690	
YNAP	21-ott	28,16	31,52	03-nov	11,9	Take Profit	11,88	1190	
Tods	01-set	80,5	74,4	22-ott	7,6	Take Profit	10	760	
FCA	28-set	11,09	13,65	22-ott	23,1	Take Profit		2310	
YOOX	08-set	28,31	29,31	14-ott	3,5	Take Profit	6,93	350	
Autogrill	13-ago	8,075	8,2	13-ott	1,5	Take Profit	6,58	150	
Enel Green Power	28-set	1,623	1,711	06-ott	5,4	Take Profit		540	
Saipem	02-set	8,32	7,65	05-ott	8,1	Take Profit	6,43	810	
CNH Industrial	22-set	6,165	5,82	02-ott	5,6	Take Profit		560	
FINMECCANICA	16-set	12,47	11,38	28-set	-8,7	Stop Loss	5,08	-870	
FCA	05-ago	14,88	13,24	22-set	-11,0	Stop Loss	5,39	-1100	
Mediaset	28-ago	4,25	4,454	17-set	4,8	Take Profit	6,49	480	
Telecom It	14-lug	1,19	1,075	01-set	-9,7	Stop Loss	6,01	-970	
Buzzi Unicem	19-ago	16,3	13,95	24-ago	-14,4	Stop Loss		-1440	
YOOX	10-ago	29,3	25,78	24-ago	-12,0	Stop Loss	6,98	-1200	
Intesa San Paolo	31-lug	3,47	3,198	21-ago	-7,8	Stop Loss		-780	
Prysmian	14-ago	21,4	19,46	21-ago	-9,1	Stop Loss		-910	
Banca Popolare Milano (**)	11-mag	0,93	0,982	21-ago	5,6	Take Profit	9,62	560	
A2A	29-giu	1,1	1,16	20-ago	5,5	Take Profit		550	
Moncler	24-lug	17,85	18,13	07-ago	1,6	Take Profit	10,2	160	
Saipem	24-lug	8,13	7,68	29-lug	5,5	Take Profit		550	
FCA	12-mag	13,15	13,29	28-lug	1,1	Take Profit		110	
FINMECCANICA	11-mar	11,58	11,85	28-lug	2,3	Take Profit	10,04	230	
CNH Industrial	02-lug	8,42	8,34	28-lug	-1,0	Stop Loss		-100	
Azimut	23-lug	24,5	23,65	24-lug	-3,5	Stop Loss		-350	
Tenaris	09-lug	11,48	11,4	24-lug	-0,7	Stop Loss	9,6	-70	
Tods	16-giu	85,7	89,7	23-lug	4,7	Take Profit		470	
Azimut	08-lug	24,18	25,17	09-lug	-4,1	Stop Loss		-410	
Saipem	07-lug	8,86	8,4	09-lug	5,2	Take Profit		520	
Mediaset (**)	05-mag	4,572	4,23	07-lug	-7,5	Stop Loss	9,2	-700	
MPS	17-giu	1,84	1,742	07-lug	-5,3	Stop Loss		-530	
Saipem	26-giu	9,95	9,385	01-lug	5,7	Take Profit	10,32	570	
YOOX	03-giu	30,15	31,5	25-giu	4,5	Take Profit		450	
ATLANTIA	18-giu	21,5	22,3	22-giu	-3,7	Stop Loss	9,75	-370	
Saipem	17-giu	9,9	9,25	19-giu	6,6	Take Profit		660	
Autogrill	15-mag	8,54	7,74	17-giu	-9,4	Stop Loss	9,67	-940	
Ferragamo Salvatore	13-mag	29,3	26,9	10-giu	-8,2	Stop Loss		-820	
Moncler (**)	22-apr	16,4	17,1	09-giu	4,3	Take Profit	9,95	430	
MEDIOBANCA	25-mar	8,9	8,77	09-giu	-1,5	Stop Loss		-150	
A2A	25-mar	1,1	1,127	05-giu	2,5	Take Profit	10,49	250	
Enel Green Power	28-mag	1,71	1,75	03-giu	-2,3	Stop Loss		-230	
Saipem	17-apr	11,7	12,01	27-mag	2,6	Take Profit	10,47	260	
ATLANTIA (**)	17-mar	24,3	23,895	22-mag	-1,7	Stop Loss	10,21	-170	
Banco Popolare	17-apr	13,6	14,85	13-mag	-9,2	Stop Loss	10,38	-920	
YOOX	14-apr	29,4	28,3	05-mag	-3,7	Stop Loss	11,3	-370	
FCA	09-apr	15,5	13,39	30-apr	-13,6	Stop Loss		-1360	
STM (*)	20-mar	9,22	8,3	29-apr	-10,0	Stop Loss	11,67	-1000	
A2A	02-mar	0,91	1,06	27-apr	16,5	Take Profit		1650	
YOOX	02-apr	27,75	29,4	14-apr	-5,9	Stop Loss	12,38	-590	
Salvatore Ferragamo	01-apr	29,5	31	14-apr	5,1	Take Profit		510	
YOOX	10-mar	20,6	24,05	31-mar	16,7	Take Profit		1670	
YOOX	11-feb	19,6	24,05	31-mar	22,7	Take Profit	12,46	2270	
World Duty Free	02-gen	8,2	10,1	30-mar	23,2	Take Profit		2320	
FCA	17-mar	15,5	15,1	19-mar	2,6	Take Profit	6,2	260	
Saipem	27-gen	8,23	9,05	13-mar	10,0	Take Profit		1000	
Luxottica	03-mar	55,3	57,2	11-mar	-3,4	Stop Loss	5,94	-340	
FINMECCANICA	24-feb	10,75	11,5	11-mar	-7,0	Stop Loss		-700	
Moncler	04-mar	13,38	15,25	06-mar	14,0	Take Profit		1400	
CNH Industrial	06-feb	6,87	7,39	02-mar	7,6	Take Profit	5,98	760	
Mediaset	20-gen	3,6	4,07	09-feb	13,1	Take Profit	3,82	1310	
FCA	15-dic	9,35	11,7	27-gen	25,1	Take Profit	2,51	2510	
SHORT									
LONG									

(*) STM - DVD - 0,092 staccato in data 23/03/2015
(**) DVD - staccati in data 18/05/2015
(*) TENARIS - Dividendo € 0,142 staccato in data 23/11/2015



						OVER PERFORMANCE			
% Portfolio dal 1 Gennaio 2014 - Pietro Origlia LARGE CAPS					6,89	 +6,66%			
% Performance dal 1 Gennaio 2014 - FTSE MIB					0,23				
OPERAZIONI APERTE						Last Update	30-dic-14		
TITOLO	ACQUISTI		VENDITE		VAR. %	1^ Target	Stop		
	DATA	PREZZO	PREZZO	DATA					
FCA	15-dic	9,35	9,6		2,7		8,8		
OPERAZIONI CHIUSE						Note	Progressive Weekly %	Start Capital 100.000	€
TITOLO	DATA	PREZZO	PREZZO	DATA	VAR. %				
AUTOGRILL	21-nov	5,6	6	19-dic	7,1	Take Profit	6,89	710	
World Duty Free	23-ott	6,63	7,3	15-dic	10,1	Take Profit		1.010	
A2A	19-nov	0,817	0,815	12-dic	-0,2	Stop Loss		-20	
Banca Pop. Milano	11-nov	0,53	0,545	12-dic	2,8	Take Profit	5,17	280	
Tod's	01-dic	72	66,5	09-dic	-7,6	Stop Loss		-760	
UNIPOLSAI	20-ott	2,02	2,24	01-dic	10,9	Take Profit	5,67	1.090	
SAIPEM	10-nov	12,85	11,9	28-nov	-7,4	Stop Loss	4,58	-740	
AZIMUT	12-nov	16,95	17,95	24-nov	-5,9	Stop Loss		-590	
Buzzi	18-nov	11	11,6	18-nov	5,5	Take Profit	5,91	550	
Salvatore Ferragamo	12-nov	19,64	20,65	14-nov	5,1	Take Profit	5,36	510	
YOOX	29-ott	14,55	15,2	05-nov	4,5	Take Profit	4,85	450	
CNH	29-ott	6,43	6,7	30-ott	4,2	Take Profit	4,4	420	
B.ca Pop. Emilia Romagna	15-ott	5,73	5,44	16-ott	5,1	Take Profit	3,98	510	
World Duty Free	01-ott	9,12	7,6	07-ott	-16,7	Stop Loss		-1.670	
YOOX	29-set	18,3	16,3	09-ott	-10,9	Stop Loss	3,47	-1.090	
FINMECCANICA	25-set	7,63	7,3	06-ott	-4,3	Stop Loss		-430	
Banca Pop. Milano	14-ago	0,555	0,63	06-ott	13,5	Take Profit		1.350	
FIAT	25-set	8,1	7,62	01-ott	-5,9	Stop Loss	5,31	-590	
MEDIASET	11-set	3,33	3,09	26-set	-7,2	Stop Loss		-720	
Prysmian	22-set	14,95	14,15	25-set	5,4	Take Profit	5,9	540	
CNH	31-lug	6,64	6,3	08-ago	5,1	Take Profit	6,08	510	
BANCO POPOLARE	23-lug	11,85	10,6	05-ago	-10,5	Stop Loss		-1.050	
UNIPOLSAI	04-lug	2,46	2,25	01-ago	-8,5	Stop Loss	6,62	-850	
YOOX	16-lug	19,5	20,5	30-lug	5,1	Take Profit		510	
MEDIASET	03-lug	3,7	3,49	10-lug	-5,7	Stop Loss	6,96	-570	
FINMECCANICA	23-giu	6,73	6,98	08-lug	3,7	Take Profit		370	
GTECH	16-giu	19,2	17,95	01-lug	6,5	Take Profit	7,16	650	
A2A	19-giu	0,903	0,87	25-giu	-3,7	Stop Loss	6,51	-370	
PIRELLI	08-mag	12,05	11,95	23-giu	-0,8	Stop Loss		-80	
MEDIASET	05-giu	3,65	3,68	12-giu	0,8	Take Profit	6,96	80	
SAIPEM	19-mag	18,4	19,5	30-mag	6,0	Take Profit	6,88	600	
TODS * (DVD)	22-mag	96,25	99	28-mag	5,7	Take Profit		570	
SAIPEM	14-apr	18,2	19	15-mag	4,4	Take Profit	5,71	440	
UNISAI	11-mar	2,58	2,41	15-mag	-6,6	Stop Loss		-660	
AUTOGRILL	25-apr	6,92	6,65	09-mag	3,9	Take Profit	5,93	390	
YOOX	08-apr	23,2	25,3	25-apr	9,1	Take Profit	5,54	910	
FIAT	21-feb	7,55	8,65	17-apr	14,6	Take Profit	4,63	1.460	
FIAT	09-gen	6,75	8,65	17-apr	28,1	Take Profit		2.810	
MEDIASET	17-mar	4,09	3,83	24-mar	-6,4	Stop Loss	0,36	-640	
FINMECCANICA	11-feb	6,68	7,05	05-mar	5,5	Take Profit	1	550	
STM	30-gen	5,95	6,22	18-feb	4,5	Take Profit	0,45	450	

2014

LONG Segnali di Ingresso al rialzo
 SHORT Segnali di Ingresso al ribasso
 TODS * Dividendo 2,70€ staccato in data 19/05/2014